



2002




2002: the 3rd, fully revised edition is launched to wide acclaim, with the following new features:

revised layout

updated maps and text

annotations to illustrations highlight diagnostic features



new common names in line with international norms